



# Sioux Falls Freemasons The Trestle Board

*Three Lodges,  
One Brotherhood*

March 2019

IN THIS ISSUE

## When Masonry Lives in your Heart

by Dane Bloch, WM Unity #130

During this time of year, many people begin to think about new beginnings. To me, the new beginning that always comes to mind in the imminent start to baseball season. Did you know that many prominent baseball players throughout history have been Brothers? Here are a few:

**Tyrus Raymond (better known as Ty) Cobb**

– Cobb was a member of Royston Lodge #426 in Detroit, MI. Cobb played for Detroit Tigers and Philadelphia Athletics until his retirement in 1928. During his 22 year career, he set as many as 90 Major League records. Some still stand today!

**Denton True Young (Also known at Cy Young)**

– During his 21 year career, Young played for five different teams. Young still holds records that were set over 100 years ago. After his death, Major League Baseball established the Cy Young Award which recognizes the best pitcher in any given season. He is currently number 14 on The Sporting News' list of "Baseball's 100 Greatest Players." Cy Young was a member of Mystic Tie Lodge #194 in Uhrichsville, OH.

**Johannes Peter Wagner (Also known as Honus Wagner)**

– Wagner spent most of his 21-year career with the Pittsburg Pirates. Due to his speed and heritage, he earned the nickname "The Flying Dutchman". During his career, Wagner won eight batting titles. Wagner is widely considered to be the best shortstop of all time. Wagner was a member of Centennial Lodge #544 in Carnegie, PA.

Baseball can very well be used to remind us of a few of our Masonic tenets. Imagine the shape of a baseball diamond. Two perpendicular lines extending from home plate reach towards the outfield wall, forming the edges of a compass. The outfield wall connects the points much like our square. Much like a ball that travels outside the points of the compass, we are in danger of fouling our actions should we stray too far.

Even the process of those working hard in the quarries of Minor League baseball attempting to perfect their craft is symbolic of the process of breaking off the edges of rough ashlar. As they are invited to spring training to have their work tried, they have the hope of making it through their own merits. As teams work through a grueling 162-game season, only those who have come together as a team and become masters of their craft get the opportunity to earn a spot among the greats of the game.



**Your Masonic Education**

You know about the square, compass, level, and common gavel but do you know about the "other" working tools of a Maosn?

Page 3



**Masonic Spotlight!**

This month we are featuring a revered Mason who has sadly laid down his working tools Worshipful Brother Del Kroon.

Page 8

## Salutations from the Senior Wardens

by Robert "Solo" Solorzano, SW Unity #130

No article was sent in



## A Word from the Junior Wardens

by Justin Luetgers, JW Unity #130

No article was sent in



THIS MONTH'S EDUCATION TOPIC

# Your Masonic Education

by SHORT TALK BULLETIN, Vol.84, No. 3, March, 2006

Common Gavel is slightly different in another Grand Jurisdiction: Scotland. The Scottish ritual explains the Gavel

This article was written by Bro. Jorge Sanchez is a member of Evans Lodge #524, Evanston, IL.

The preponderance of triads, or sets of three items, strikes the newly made Mason. In Freemasonry, there seems to be three of everything: three Degrees, three Principal Officers, three Greater Lights, three Lesser Lights, three Immovable Jewels; the list could go on and on. In fact, Freemasonry abounds in so many symbolic triads it is even more striking when a set of Masonic symbols does not come in a group of three. In most U. S. jurisdictions, there are three working tools only in the Fellow Craft Degree; the Entered Apprentice degree has two working tools, and the Master Mason Degree but one. In other countries, notably other English-speaking countries, each Degree has a triad of working tools. Under the United Grand Lodge of England, and in most English-speaking Lodges which work Emulation or some similar or related ritual, the third working tool of an Entered Apprentice is the Chisel, and the Master Mason's working tools are the Skirret, the Pencil and the Compasses.

"teaches us that skill without exertion is of little avail, that labour is the lot of man, for the heart may conceive, and the head may devise in vain, if the hand be not prompt to execute the design." This is an interesting contrast to the more commonly known interpretation of the Common Gavel as serving to "divest the heart and soul of the vices and superfluities of life," the Scottish Gavel explanation emphasizes the need for exertion and effort in a timely manner to accomplish our goals.

Although the 24-inch Gauge and the Common Gavel may be familiar to U. S. Craft Masons, the Chisel is not. Emulation ritual explains that the Chisel "points out to us the advantages of education, by which means alone we are rendered fit members of regularly organized Society." This equation of the chisel with education is especially interesting, since we often think of education as a cumulative endeavor, through which we amass certain knowledge, skills, and qualifications. The Chisel, of course, is a tool of great sharpness that cleaves unnecessary rock from the usable stone. The idea that education might pare away the unnecessary while leaving us with only what is vital is a profound and almost paradoxical idea that merits contemplation. Oddly, the chisel seems to be a tool of paradoxes: small, yet powerful; emblematic of education by elimination, and not accumulation. It makes sense, though, when you consider the paradoxical nature of a candidate's preparation: "neither naked nor clad, barefoot nor shod," and, I would add, unable to see and yet not lost. The chisel points, in some sense, to the paradoxical nature of life: just as we "neither naked nor clad, barefoot nor shod," can be small, yet powerful.

Why this difference? In 1832, a meeting known to Masonic history as the Baltimore Convention changed many key practices of U. S. Masonry due to the anti-Masonic sentiments caused by the Morgan Affair. Most Grand Lodges in the English speaking world -- in Canada, Australia, and elsewhere -- are descended from the Grand Lodge of Scotland or the United Grand Lodge of England, and so many Masonic practices in the English-speaking world are very similar; the differences occur in the United States. These "other" masonries have other working tools, which teach important lessons; without considering them, our Masonic journey is truly incomplete. This paper will look at the working tools of the First and Third Degree, paying special attention to the Chisel, the Skirret, and the Pencil, with a discussion of the Trowel, which will be of interest to Canadian brethren.

The three English Working Tools of a Master Mason are wholly foreign to the American Mason. Although the Compasses has special significance to the Master Mason, the Emulation ritual ascribes and reinforces the use of this valuable tool as taught to the Entered Apprentice in the United States. Emulation states that "the Compasses remind us of [God's] unerring and impartial justice, Who, having defined for our instruction the limits of good and evil, will reward or punish as we have obeyed or disregarded His Divine commands." The circumscribing aspect of the Compasses is here reiterated, with a special emphasis on the idea of justice, and that if we fail to

## Masonic Website of the Month!



Sioux Falls Freemasons and Minnehaha #5

Sioux Falls Freemasons has its own Facebook site

<https://www.facebook.com/SFFreemasons/>

Minnehaha #5 also has its own Facebook site

<https://www.facebook.com/Minnehaha5SD/>

## Masonic Phone App of the Month!



Symbols of Freemasonry I  
Mind and Miracle Productions Entertainment  
Everyone 10+  
Contains Ads  
This app is compatible with all of your devices  
Add to Wishlist

This app provides a description and understanding many of the symbols used in Freemasonry.

### FAST FACTS

Attached to the Harleian ms, (1665) is a scrap of paper on which is written "there is several words and signs of a Freemason to be revealed to you which as you will answer before God at the great and terrible day of judgement you keep secret and not to reveal the same in the ears of any person but to the Masters and fellows of the said society of Freemasons so help me God." This is the earliest mention of words and signs in the Old Charges of Masons.

Under the United Grand Lodge of England, the first two working tools of the Entered Apprentice-- the 24-inch Gauge and the Common Gavel -- are the same as in the United States. It is important to note, that although the explanation of the 24-inch Gauge is very similar to what Masons in the United States know, the explanation of the

subdue our passions we will be judged for it, even if we escape earthly punishment.

As stated before, while the Compasses are familiar to every Master Mason in the United States, the Skirret and Pencil are not, but neither are their lessons only apt for those who have been raised to the Sublime Degree. The Emulation ritual explains that the Skirret "is an implement which acts on a centre pin, whence a line is drawn to mark out ground for the foundation of the intended structure." This is the operative use of the Skirret, and the ritual goes on to explain that, for the speculative mason, "the Skirret points out that straight and undeviating line of conduct laid down for our pursuit in the Volume of Sacred Law."

The Skirret is a tool to be used in the preparations for laying a foundation. It is similar to a spool of thread with a handle. The loose end of the thread has a loop or ring which will catch the centre pin. The Skirret's thread is allowed to unwind and is kept taut. Once the desired length is reached, a piece of chalk or other marking implement may be used to mark the foundation, the Skirret's thread keeping the chalk in a straight line all the while. It serves a similar purpose to a ruler used when drawing a straight line on a piece of paper. The genius of the Skirret is, in part, its versatility. With the thread wound up, it takes up little space, and could even be carried in the pocket of an apron. When the Skirret's thread is affixed to a centre pin and allowed to unwind, it becomes longer than any practicable ruler or straightedge could be, and just as sure. When we consider these qualities in relation to the Volume of Sacred Law, the Skirret becomes the tool which helps us to understand how the Volume of Sacred Law applies to our own lives. Most of the Volumes of the Sacred Law -- be it the Bible, Tanach, Koran, Vedas, Zend Avesta -- were written millennia ago, in cultures and contexts very different from our contemporary world. And yet we are instructed that the Volume of the Sacred Law as "the rule and guide of our faith." How do we apply the stories and laws of ancient books to our daily life? Through the use of reason and faith, which is here represented by the Skirret.

The third working tool of the Third Degree is the Pencil. For many of us, the pencil was the first writing implement we took into our hands. After playing with finger-paints and crayons, our first arithmetic and writing lessons were done with a pencil. The Canadian Rite ritual explains that the pencil "teaches us that all our words and actions are not only observed but recorded by the Most

High, to whom we must render an account of our conduct through life." The pencil reminds us that our actions not only have consequences on earth but also write a record of our conduct by which we will ultimately be judged. If we look at the Pencil more literally, it is, like the Compasses and Skirret, a tool of planning. The Compasses and Pencil can be used to draw designs upon the Trestleboard, and the Skirret then helps the Master Mason prepare the ground for the foundation, before the first Fellow Craft tries the first squared stone, even before the first Apprentice descends to the quarry with gauge, gavel, and chisel in hand. As Masters, we are now overseers of the work -- we are Masters not just of the Craft, but of ourselves. Apprentices are rough ashlar, selected for the building but completely unprepared, unworked. Fellow Crafts are perfect ashlar, made ready by the hands of the workmen and tried by the plumb, square, and level. Masters, however, are stones ready to become part of the building itself. A Master, ideally, has subdued his passions, learned his work, and is now complete. Masonry, if done correctly, will have done its work on the Master, and then the Master takes a step back, to guide the Apprentices and Fellow Crafts; he is part of the Temple, and he will now direct the rest of the Temple to be built. In the same way, Masters are expected to be able to oversee the work of building the Temple in their own souls. It is no longer sufficient to chip away upon the stone, or to try ourselves by Fellow Craft's tools; now, as Masters, we must actively plan and contemplate the building, using the Compasses, Skirret, and Pencil.

Although the Third Degree is the culmination and completion of the Craft Degrees, we see many times in the ritual suggestions that the Third Degree is also a degree of commencement, and of a return to the beginning or foundation of our Masonic journey. The Compasses, Skirret, and Pencil are the tools used before all others. They are tools of planning and design; we are masters of that which we can control; as Masters, we ought to be stones, tried and true, fitting and ready for the Temple, while also helping govern the craft with wisdom, providing strength and support for the other workmen, and adorning the Craft with the beauty of the fine work we will leave behind.

The Trowel is the Master Mason's unique working tool in the United States, he being invested with all the implements of Masonry as well. The ritual tells us that operative Masons used it "to spread the cement that unites the building into one common mass," and that speculative Masonry uses it "to

spread the cement of brotherly love and affection which unites us into one sacred band or society of friends and brothers, among whom should exist no contention, except that noble contention, or rather, emulation, of who best can work and best agree." Considered so, the Trowel is an excellent complement to the Compasses, Skirret, and Pencil. While the Compasses, Skirret, and Pencil are used before the first stone is hewn, the Trowel is used to complete the building, both literally and symbolically, uniting the stones and the brethren as well as the disparate elements which make up our very selves.

If the Entered Apprentice's degree symbolizes the physical and the Fellow Craft's degree the spiritual, with the Master Mason's degree introducing some sense of balance, then it would make sense that the complete complement of a Master's working tools would be tools both of beginning, which the 24-inch Gauge, Gavel, Chisel, Compasses, Skirret, and Pencil all are, and tools of finishing, which the Plumb, Square, Level, and Trowel are.

In most English, Canadian, Australian, and Scottish lodges, the trowel is unknown, and in American Lodges, Pencils are absent and Skirrets unidentifiable. Although we all share a common Masonic heritage, these differences indicate a diversity of Masonic practice. One of the greatest things about Masonry is the chance to travel, both within our own jurisdictions and within the greater Masonic world. These are just a few of the differences that we can notice if we travel to a Canadian Rite lodge, or a lodge working Emulation ritual in downtown London.

Canadian Rite lodges would be well-served to consider the Trowel, just as lodges in the United States would profit from considering Compasses, Skirret, and Plumb. In many ways, the best set of working tools for the Master Mason would be all four: tools of planning as well as tools of completion, since Master Masons must oversee the construction of the Temple from start to finish, from the laying of the first stone in the North East corner, to the final touches that complete the edifice of our Temple, our Craft, our lodges, and ourselves.



# News to Know!

## Don't Forget to Send in Your Stories, Pictures and Events!

Brothers please remember to send anything that you want included in the Trestle Board to your Worshipful Masters whose e-mail addresses can be found on the last page of the newsletter. We have gotten some good feedback on the new Trestle Board and we would like to keep highlighting our Brothers.

## Squires and DeMolay Are Still Raising Money for JDRF.

The Squires and DeMolay have collected \$1,136 so far for the Juvenile Diabetes Research Foundation (JDRF)! They hope to raise \$1,750 this year for JDRF and still need your help. If you were unable to give during their fundraisers and still want to help them out, you can donate to their team at: [https://www2.jdrf.org/site/TR?fr\\_id=7637&pg=team&team\\_id=279127](https://www2.jdrf.org/site/TR?fr_id=7637&pg=team&team_id=279127) Or go to [www.jdfr.org](http://www.jdfr.org) and donate to the **Type 1 Cure Cruisers**

## We Need Brothers to Join Committees!

Brothers if you are interested in any of the committees listed on **page 8** please make sure you reach out to your WM and let him know. It is a great way for you to live out your passion in Masonry and have an impact on your community and the members of our Lodges!

## St. Patrick's Day Success!



We had a pretty good turn out on our first time walking in the St. Patrick's Day Parade. We even hear a couple people say things like "Wow! It's the Masons!" and "Hey Look! It's the Masons, that's awesome!" WM, Pulling would like to thank all of the members who were able to make it this year. Next year is

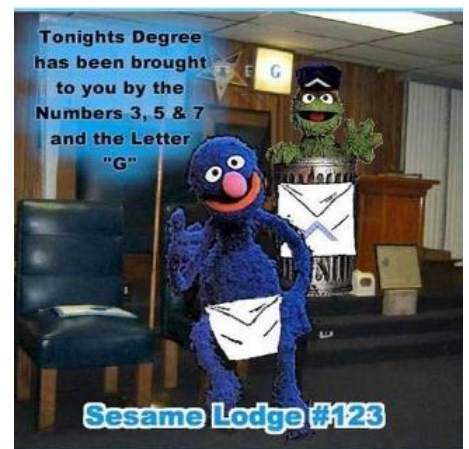

already shaping up to be bigger and better than it was this year!!

## The Knights of St. Andrew are Gaining Interest and have Picked out a Charity!

The Knights of St. Andrew (KSA) have resurrected their Order and are meeting again! This is a group of black hats in the Scottish Rite that are going to put on the Knights of St. Andrews Degree along with helping the members of the Scottish Rite with degree setup, meals, events, etc. They are still in the early stages but there are several Brothers who are showing an interest in joining in on the fun. They have also chosen the S.O.S. Backpack Program to help provide backpacks and school supplies to needy children in the Sioux Falls area.

If you are interested in joining this fun group and helping out the Scottish Rite as well as children in need, you and contact any of the elected officers:

- Brendan Lutz – Venerable Master (brendenlutz22@gmail.com)
- Brian Pulling – Senior Warden (barrister1965@gmail.com)
- Gavin Wigg – Junior Warden
- Tim Schendel – Secretary/Treasurer



# From the Bodies of the Lodges

## Minnehaha #5

Minnehaha #5 had some joy and sorrow this past month.

On the happy side they were able to help five new Brothers begin their first step in Masonry. In addition to that, they were happy to help out Trinity Lodge by doing courtesy work for one of their new Brothers. What has made this class of Minnehaha Brothers special is that several have asked to take the degrees one at a time culminating in their Master Mason Degree being done at the Chance to Advance on April 13<sup>th</sup>. At least one of them is also working on proving up through the Catechism. We are very excited about all of the new Brothers that have brought in during this current Masonic year and we are looking forward to them doing great things in the Blue Lodge!

The Lodge was also disheartened by the passing of Del Kroon. He meant a lot to many members of Minnehaha as well as the Scottish Rite and Shrine. There will be a Masonic Ceremony the first weekend in June to commemorate his life and service to Masonry. As the details are available they will be published here and made known to the various Masonic bodies.

## Unity #130

Unity held a Master Mason Degree in March. This will give them some great practice for the upcoming Chance to Advance in April.

## Trinity #200

Trinity Lodge #200 is preparing their Brothers to help out with the Chance to Advance on April 13<sup>th</sup>. This will be the last Chance to Advance for this Masonic year and they are happy to close it out on a high note.



The Main Room in the Grand Lodge of Ireland

# Masonic Spotlight!

## IN OUR MASONIC CENTER



### Worshipful Brother Del Kroon

Delmar Eugene Kroon passed away March 11, 2019 at age 83, surrounded by his family. He was preceded in death by his loving wife, Marlys.

Del was an active Freemason and Shriner. He joined Minnehaha Lodge #5 in 1970 and served as an Officer including as its Master in 1987. He was a Member of the Grand Lodge of South Dakota and served as Grand Steward 1988-1989, Grand Chaplain 2007-2009, and Grand Treasurer-Secretary 2010-2012.

Del was a member and Officer of Scottish Rite Masonry for many years as well, joining in 1975. He became a Knight Commander of the Court of Honor in 1979 and received the 33rd Degree in 1983. Del was a mentor for many Masons in Sioux Falls and South Dakota in general. He was Scottish Rite Secretary at both the local and state levels for many years, retiring from both posts in 2016.

Del was a member of El Riad Shrine Temple, serving on its appointed and elected Divan. He culminated his service by being elected to and serving as Potentate of El Riad Shrine in 2002. He was also very active on the Regional Level, serving as Secretary of the Midwest Shrine Association for many years.

Del was respected and loved by his Masonic Brothers at all levels. They could always count upon him for good counsel and sound leadership. He was devoted to Masonic

Charities at all levels including Rite Care Speech and Hearing Clinics sponsored by the University of South Dakota and Scottish Rite Masons and Shriners Hospitals for Children.

In lieu of flowers, memorials may be directed to the Del and Marlys Kroon Fellowship Fund with the Scottish Rite Foundation of South Dakota or to the El Riad Shrine Patient Transportation Fund.

Since we started publishing the Trestle Board, Worshipful Brother Del would always write back to say thank you and to say how much he appreciated getting the newsletter. He said that it made him happy and helped make him feel like he was still connected to Masonry in Sioux Falls.

### An Influential Brother

#### Bro. Audie Murphey

received his first degree in Masonry when he was regularly initiated, February 14, 1955 through the North Hollywood (California) Lodge No. 542 F & AM (Ancient Free and Accepted Masons). He was passed to the 2d degree of Fellowcraft on April 4, 1955. On June 27, 1955, he was raised to the 3rd degree of a Master Mason. Later, he became a dual member with Heritage Lodge No. 764 F & AM (North Hollywood, California) on May 14, 1956. Audie took his 32d degree work (degrees 4 through 32) at the Scottish Rite Temple in Dallas on November 11-14, 1957 according to records located at this temple. After receiving his 32d degree, Audie was elected vice president of the Thomas B. Hunter Memorial Class of the Dallas Scottish Rite. Audie became a Shriner (Hella Temple, Dallas) on November 15, 1957.

Audie was made a "Master of the Royal Secret" in the Valley of Dallas, Orient of Texas, on November 14, 1965.

Audie was also decorated a Knight Commander of the Court of Honor (KCCH) on December 11, 1965.

### Masonic Stag Night is Scheduled for April 13<sup>th</sup>, Time to Throw Some Axes!



Brothers, the next Masonic Stag Night is in the works. We are going to try our skills at throwing a few axes and hanging out together (Masons, adult beverages and axes, what could go wrong?) Brother Pulling is trying to schedule the downtown 605 Escape location for a 7pm start time. He does need to get an idea of interest prior to booking the venue so please contact him ASAP. If we book on line it is \$30/person for one hour. Depending on interest we may be able to get a corporate rate.

### Brothers to Keep in Our Thoughts

There have been three Brothers pass away this last month: Del Kroon, Gene Maize and George Henningsen; so please hold their families and friends in your thoughts. We also had some Brothers impacted by the first round of flooding and we hope they are able to recover quickly.

www.FamousMasons.com

*"The way I see it, if you're scared of something you'd better get busy and do something about it. I'd call that a challenge - and I believe that the way to grow is to meet all the challenges as they come along."*

**Brother Audie Murphey**


# Committee Cornerstones {We need Brothers!}

by Your Committee Representatives



## Good Works and Outreach Committee

This Committee is in charge of finding opportunities within the community to do good works, finding ways to help Masonic widows, and working with the other Masonic organizations to aid in charitable efforts. This Committee will also work to find opportunities to reach out to the community and get Freemasonry noticed again.



## Masonic Education Committee

This Committee will be charged with keeping the Brothers tools from gathering dust. This can be done by coming up with presentations that can be carried out in each Lodge or inviting in speakers on things that may be interesting to the Brothers. This Committee will also help with things like putting together education packets for new Masons.



## Mentoring Committee

This Committee will be charged with helping set up guidelines for vetting potential candidates and finding committed Masons to act as mentors to new brothers. This Committee will find ways to help shepherd new Brothers through their first year of membership.



## Ritualistic Excellence Committee

This Committee will be charged with helping conduct our rituals at the highest levels. This Committee will help train Brothers with an interest in learning rituals as well as helping everyone get sharper at their ritual work. This Committee will help build degree teams as well as educating those who are interested in having a deeper understanding of our rituals.



## Communication and Technology Committee

This Committee will be charged with helping all of our Brothers stay informed of Masonic happenings around the city, state and region. This Committee will also be in charge of our on-line presence and ensuring that we are communicating with our Brothers in ways that are most impactful to them.



## Masonic Building Association Committee

The books have been balanced and the account has very little money in it. The Committee is looking for recommendations for how to cut costs in the building or raise revenues through rentals. The biggest cost currently is utilities. If you can think of any ways to help please let your Lodge representative know so we can try to avoid a per capita increase.



# Calendar of Events

## Minnehaha Lodge #5

**Stated Meeting:** First Thursday of the Month  
Dinner at 6pm, Lodge at 7pm

**Degree Work:** EA Degree, 3/9 at 9am, FC Degree, 4/4 at 7pm, planning MM Degree in May

## Unity Lodge #130

**Stated Meeting:** Second Thursday of the Month

Dinner at 6pm, Lodge at 7pm

**Degree Work:** MM Degree, 3/28 at 7pm, EA Degree, 4/11 at 7pm

## Trinity Lodge #200

**Stated Meeting:** First Monday of the Month  
Dinner at 6:30pm, Lodge at 7pm

Dark: July and August

**Degree Work:** FC Degree, 3/18

## Cigar Lodge

**Date and Time:** Contact Bro. Kyle Orth

## Masonic Stag Night

**Date and Time:** Second Saturday of the Month

7-9pm (maybe longer)

Masonic Center Basement

Contact Bro. Brian Pulling

## High Twelve Lunch

**Date and Time:** Thursdays, 11am-1pm at the Royal Fork

## Good Works and Outreach Committee

**Date and Time:** TBD

## Masonic Education Committee

**Date and Time:** TBD

## Mentoring Committee

**Date and Time:** TBD

## Ritualistic Excellence Committee

**Date and Time:** TBD

## Communications and Technology Committee

**Date and Time:** TBD

## Masonic Building Association Committee

**Date and Time:** TBD

## Scottish Rite

**Stated Meeting:** Second Tuesday of the Month at 5:30pm

**Degree Work:** Third Tuesday of the Month, Spring Reunion Degree Work May 17<sup>th</sup> and 18<sup>th</sup>

## Knights of St. Andrew

**Stated Meeting:** Second Tuesday of the Month at 7pm

## York Rite

**Stated Meeting:** First Tuesday of the Month at 7pm

Dark: July and August

## DeMolay and Squires

**Stated Meeting:** First and Third Monday of the Month

Squires meet from 6pm – 7pm

DeMolay meet from 7pm – 9pm

## Monthly Shrine Rush Party


Third Wednesday of the month at the Shrine Temple

## Chance to Advance

April 13<sup>th</sup> at 8am with the FC Degree presented by Trinity and the MM Degree presented by Unity

## Scottish Rite Clinic Spring Patient Party

April 16<sup>th</sup> at the Masonic Center



# Part Upon the Square

## A Little Lodge Of Long Ago

BY BRO. DOUGLAS MALLOCH

The Little Lodge of long ago-  
It wasn't very much for show;  
Men met above the village store,  
And cotton more than satin wore,  
And sometimes stumbled on a word,  
But no one cared, or no one heard.  
Then tin reflectors threw the light  
Of kerosene across the night  
And down the highway served to call  
The faithful to Masonic Hall.  
It wasn't very much, I know,  
The little lodge of long ago.

But, men who meet in finer halls,  
Forgive me if the mind recalls  
With love, not laughter, doors of pine,  
And smoky lamps that dimly shine,

Regalia tarnished, garments frayed,  
Or cheaply bought or simply made,  
And floors uncarpeted, and men  
Whose grammar falters now and then-  
For Craft or Creed, or God Himself,  
Is not a book upon a shelf:  
They have a splendor that will touch  
A Lodge that isn't very much.

It isn't very much- and yet  
And, if a handful or a host,  
This made it great: there Masons met-  
That always matters, matters most.  
The beauty of the meeting hour  
Is not a thing of robe or flow'r,  
However beautiful they seem:  
The greatest beauty is the gleam  
Of sympathy in honest eyes.  
A Lodge is not a thing of size,  
It is a thing of Brotherhood,  
And that alone can make it good.

**Brian Pulling**  
WM, Minnehaha Lodge #5  
(minnehahalodge5wm@gmail.com)

**Dane Bloch**  
WM, Unity Lodge #130  
(unity130master@gmail.com)

**Bob Weatherford**  
WM, Trinity Lodge #200  
(trinitylodge200wm@gmail.com)



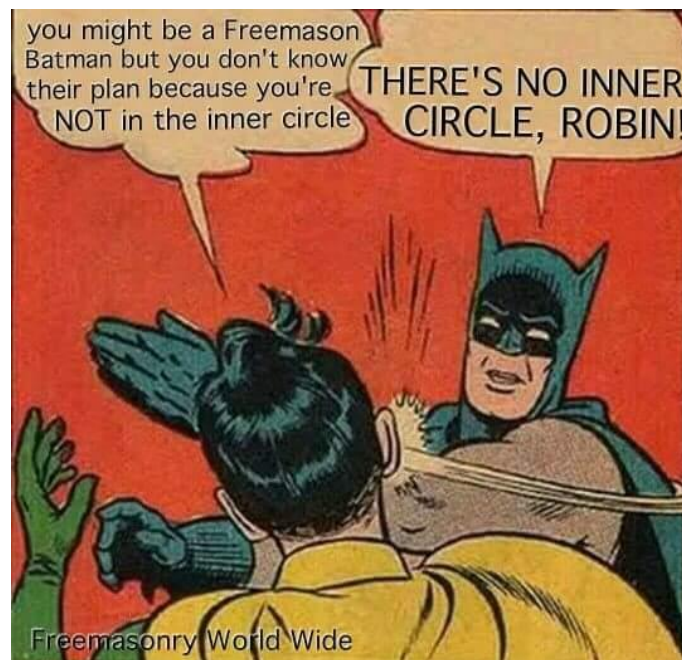
## The Final Funnies

Sioux Falls  
Freemasons

The Trestle  
Board

Three Lodges  
One Brotherhood

520 South 1<sup>st</sup> Ave  
Sioux Falls, SD 57108



Freemasonry World Wide